

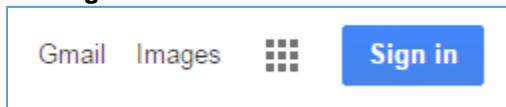
Elgin Independent School District

Google Account

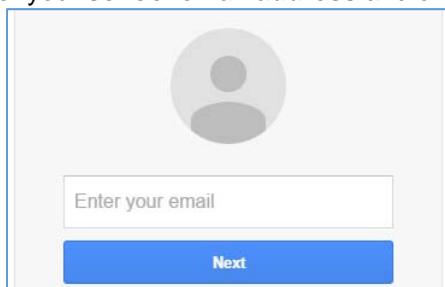
How to: Login to my Google Account

1. Go to www.google.com

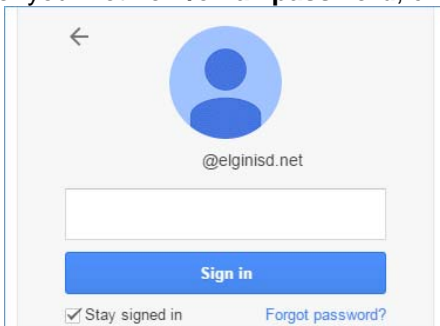
2. Click on **Sign In**



3. Enter your **school email address** and click **Next**



4. Enter your **network/email password**, click on the **Stay Signed In** box, and then click **Sign In**



Frequently Asked Questions

1. **What is my user name and password to my Google Account?**

- Your Google Account login information is always the same as your network/email login.
- Your user name is your email address.
- Your password is always the same as your network/email password.
 - If you change your network password, it will travel with your Google Account too.

2. **What do I do if I lock myself out of my Google Account?**

- First of all, you cannot lock yourself out of your Google Account. Close your Internet browser and try again.

3. **What do I do if I don't seem to have a Google Account?**

- Email the Helpdesk (helpdesk@elginsid.net) and request an account.